
	<b>ST. CLARE OF ASSISI</b>	
<b>REGION: MANYARA</b>	<b>SCHOOL AVERAGE: 36.9</b>	<b>DISTRICT: BABATI</b>
<b>SUBJECT AND GRADE PERFORMANCE ANALYSIS</b>		

SUBJECT RANKING			
ENGLISH	43.9	88%	1
CIVIC AND MORAL EDUCATION	38.8	78%	2
KISWAHILI	36.2	72%	3
SCIENCE	35.3	71%	4
MATHEMATICS	33.7	67%	5
SOCIAL STUDIES	33.4	67%	6

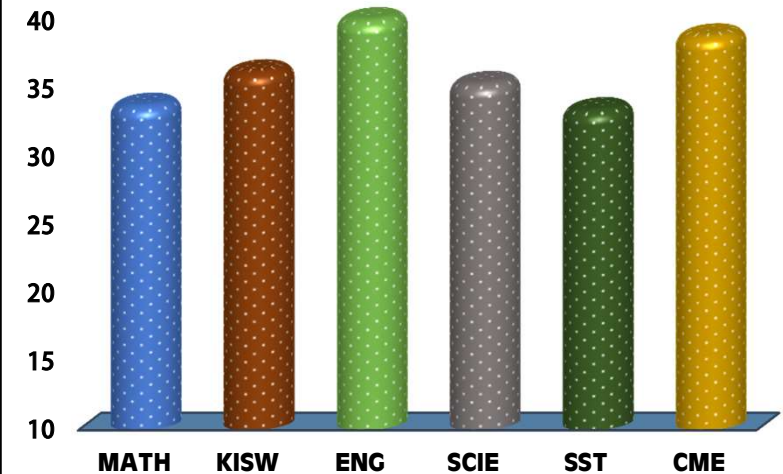
  

SUBJECT GRADE ANALYSIS					
SUBJECT/GRADE	A	B	C	D	F
MATHEMATICS	9	9	6	3	0
KISWAHILI	4	21	2	0	0
ENGLISH	25	2	0	0	0
SCIENCE	5	18	4	0	0
SOCIAL STUDIES	1	18	8	0	0
CIVIC AND MORAL	11	15	1	0	0

OVERALL GRADE ANALYSIS			
<b>A</b>	<b>6</b>	<b>27</b>	7%
<b>B</b>	<b>19</b>		23%
<b>C</b>	<b>2</b>		2%
<b>D</b>	<b>0</b>		0%
<b>F</b>	<b>0</b>		0%



CHART SUBJECT ANALYSIS



SUBJECT	PERFORMANCE
MATH	34
KISW	37
ENG	40
SCIE	36
SST	34
CME	39

BOYS VS GIRLS PERFORMANCE

	<b>SAT</b>		<b>SAT</b>	<b>TOTAL</b>
	<b>12</b>		<b>15</b>	<b>27</b>
<b>38%</b>				
		<b>36%</b>		

SEATED	27	100%
ABSENTEES	0	0%
PASSED	27	100%
FAILED	0	0%

NO	NAME	SEX	MATH		KISW		ENG		SCI		SST		CME		TOTAL	AVG	GRADE	POS
1	RODRICK MUNISI	M	50	A	43	A	45	A	45	A	43	A	42	A	268	44.7	A	1
2	MAULID YAKUB	M	48	A	43	A	46	A	41	A	40	B	45	A	263	43.8	A	2
3	KARIM RAMADHAN	M	46	A	42	A	47	A	41	A	39	B	45	A	260	43.3	A	3
4	JUDITH HONORATH	F	41	A	42	A	47	A	40	B	39	B	43	A	252	42.0	A	4
5	DAVID KILEO	M	44	A	36	B	47	A	42	A	36	B	41	A	246	41.0	A	5
6	JOAN KALISA	F	41	A	37	B	47	A	41	A	33	B	44	A	243	40.5	A	6
7	DORICIA DEUS	F	45	A	38	B	47	A	37	B	31	B	42	A	240	40.0	B	7
8	GODIANO GABRIEL	M	39	B	39	B	45	A	37	B	35	B	42	A	237	39.5	B	8
9	ISAAC SHEMU	M	36	B	35	B	46	A	40	B	38	B	39	B	234	39.0	B	9
10	GISELA JOHN	F	37	B	39	B	46	A	36	B	32	B	41	A	231	38.5	B	10
11	ISAKA ANDREW	M	33	B	36	B	45	A	37	B	32	B	41	A	224	37.3	B	11
12	YUSRA HASSARA	F	44	A	34	B	43	A	33	B	28	C	40	B	222	37.0	B	12.5
13	ETHAN MKAMATI	M	34	B	39	B	42	A	36	B	34	B	37	B	222	37.0	B	12.5
14	AGATHA KAGISA	F	32	B	39	B	42	A	35	B	37	B	36	B	221	36.8	B	14
15	JACKLINE ONESMO	F	34	B	31	B	45	A	32	B	38	B	38	B	218	36.3	B	15
16	ANGEL SAMWEL	F	33	B	37	B	45	A	32	B	32	B	35	B	214	35.7	B	16
17	STALLONE SILVESTER	M	27	C	33	B	41	A	38	B	33	B	39	B	211	35.2	B	17
18	IRINE JOHN	F	41	A	36	B	37	B	33	B	30	C	32	B	209	34.8	B	18.5
19	NANCY JOSHUA	F	31	B	40	B	41	A	29	C	30	C	38	B	209	34.8	B	18.5
20	BABBIE GODFREY	F	28	C	36	B	43	A	31	B	30	C	39	B	207	34.5	B	20
21	EMMANUEL NOBERT	M	15	D	37	B	42	A	32	B	37	B	43	A	206	34.3	B	21
22	SANDRA AYUBU	F	20	D	36	B	42	A	39	B	29	C	38	B	204	34.0	B	22
23	ALBERT DAVID	M	21	C	29	C	45	A	34	B	32	B	39	B	200	33.3	B	23
24	SALHA ONESMO	F	26	C	33	B	41	A	27	C	33	B	35	B	195	32.5	B	24
25	HAPPINESS WILIUM	F	26	C	31	B	46	A	29	C	27	C	27	C	186	31.0	B	25

NO	NAME	SEX	MATH		KISW		ENG		SCI		SST		CME		TOTAL	AVG	GRADE	POS
26	GLORY NOMBO	F	25	C	24	C	42	A	26	C	27	C	33	B	177	29.5	C	26.5
27	JOHNSON ANDREA	M	14	D	32	B	39	B	31	B	27	C	34	B	177	29.5	C	26.5